

Virginia Business Headlines for December:

Click headline to access article

- 🌱 **Port plan to deepen parts of Elizabeth River and Southern Branch advances**
- 🌱 **Owner of WCVE agrees to acquire two Richmond-area FM radio stations; new stations to play classical and jazz music**
- 🌱 **Tesla will give Norfolk up to 100 electric car charging stations**
- 🌱 **Company plans to create 405 jobs in Bristol**
- 🌱 **Fairlead Integrated is building a manufacturing facility in Virginia Beach**
- 🌱 **Global Technical Systems to expand in Virginia Beach with a \$55 million manufacturing center**
- 🌱 **Geico is growing again, hiring about 500 people in Virginia Beach**
- 🌱 **Demo starts for Sauer Center Whole Foods**
- 🌱 **Virginia Beach company to get \$7.8M in state incentives to build plant at former Owl's Creek golf course**

Virginia Employment by Sector (in thousands, seasonally adjusted)	November 2016	November 2017 (P)	Change %
Total Virginia Nonfarm Workers	3,932.8	3,966.5	0.9%
Mining and Logging	7.6	7.8	2.6%
Construction	189.0	193.2	2.2%
Manufacturing	232.6	233.6	0.4%
Trade, Transportation, and Utilities	663.7	656.6	-1.1%
Information	66.7	64.6	-3.1%
Financial Activities	201.0	206.6	2.8%
Professional & Business Services	717.5	729.2	1.6%
Education & Health Services	539.4	555.0	2.9%
Leisure & Hospitality	399.5	404.3	1.2%
Other Services	201.4	203.3	0.9%
Government	714.5	712.3	-0.3%

Source: U.S. Bureau of Labor Statistics
(P) Preliminary

Virginia Employment by Region (in thousands, seasonally adjusted)	November 2016	November 2017 (P)	Change %	November Unemp. Rate (P)
Total Virginia Nonfarm Workers	3,932.8	3,966.5	0.9%	3.7%
Blacksburg	79.2	80.5	1.6%	3.8%
Charlottesville	117.4	119.6	1.9%	3.2%
Harrisonburg	68.9	70.3	2.0%	3.5%
Kingsport	123.3	123.2	-0.1%	3.7%
Lynchburg	105.4	105.7	0.3%	4.2%
Richmond	671.7	681.4	1.4%	3.8%
Roanoke	163.9	165.9	1.2%	3.6%
Staunton-Waynesboro	51.1	51.7	1.2%	3.4%
Virginia Beach	773.4	767.4	-0.8%	4.1%
Washington DC metro	2,668.4	2,706.9	1.4%	3.7%
Winchester	63.1	64.6	2.4%	3.2%

Source: U.S. Bureau of Labor Statistics
(P) Preliminary

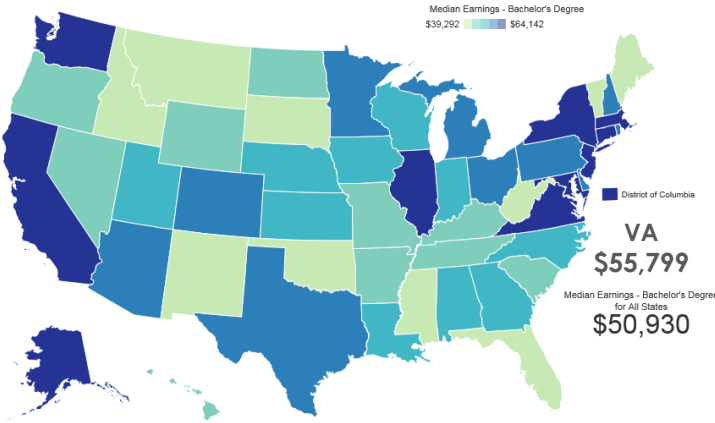
Virginia Econ/Government Headlines for December:

Click headline to access article

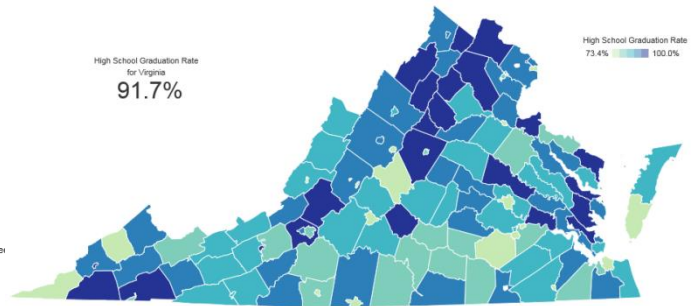
- 🌱 **Unemployment rises in November**
- 🌱 **State begins search for company to expand Hampton Roads Bridge-Tunnel**
- 🌱 **Virginia launches program to connect entrepreneurs with investors**
- 🌱 **Site readiness, workforce incentives among Virginia's issues mentioned at economic summit in Williamsburg**
- 🌱 **Virginia needs talent and business leaders have a pitch for attracting it**
- 🌱 **Richmond Fed said to tap McKinsey's Barkin as its president**
- 🌱 **The cost of Virginia's public colleges is too much, economists say**

Regional Economic Snapshot

Median Earnings for College Graduates (2015)

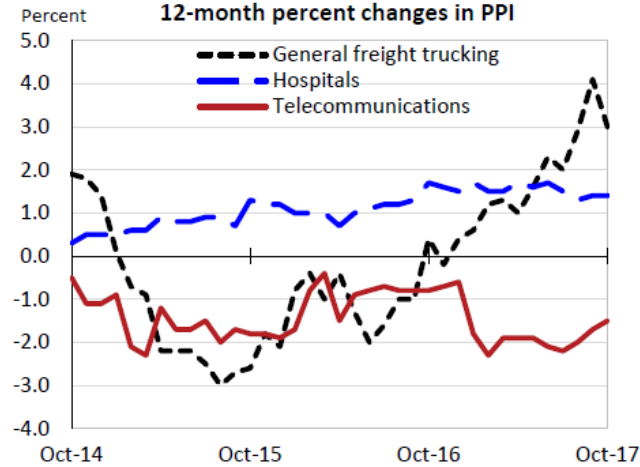


VA High School Graduation Rate (2015)



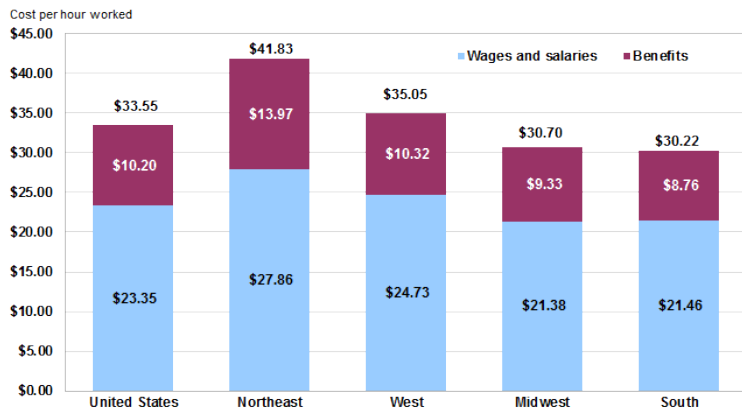
Change in Price Received by Producers, U.S.

12-month percent changes in PPI



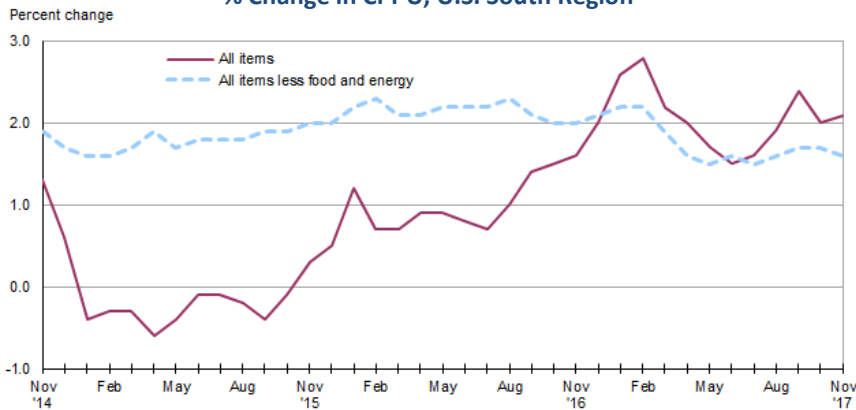
Source: U.S. BLS, Producer Price Index.

Employer Costs by Region, Private Industry (Sep 2017)



Note: The sum of individual items may not equal totals due to rounding.
Source: U.S. Bureau of Labor Statistics.

% Change in CPI-U, U.S. South Region



Source: U.S. Bureau of Labor Statistics.