

Virginia Business Headlines for November:

Click headline to access article

- 🌿 A manufacturer plans to expand in Spotsylvania
- 🌿 FDA approves Kaleo’s epinephrine auto-injector for infants and children
- 🌿 TruckVault to open manufacturing operation in Shenandoah County
- 🌿 SAP National Security Services to add 95 jobs in Fairfax County, invest \$6 million to expand IT
- 🌿 Google purchases 148 acres in Loudoun County for two new data centers
- 🌿 American Electric Power Co. creating 102 jobs in Roanoke
- 🌿 SCI to expand in Chesapeake
- 🌿 Owens & Minor planning largest acquisition in its history
- 🌿 Oregon kombucha company plans production facility in Roanoke

Virginia Employment by Sector (in thousands, seasonally adjusted)	October 2016	October 2017 (P)	Change %
Total Virginia Nonfarm Workers	3,939.4	3,973.1	0.9%
Mining and Logging	7.6	7.8	2.6%
Construction	190.1	192.4	1.2%
Manufacturing	231.9	233.4	0.6%
Trade, Transportation, and Utilities	664.4	661.7	-0.4%
Information	67.6	64.8	-4.1%
Financial Activities	200.8	205.8	2.5%
Professional & Business Services	720.0	732.5	1.7%
Education & Health Services	540.7	555.4	2.7%
Leisure & Hospitality	399.2	402.5	0.8%
Other Services	200.6	202.6	1.0%
Government	716.5	714.2	-0.3%

Source: U.S. Bureau of Labor Statistics
(P) Preliminary

Virginia Employment by Region (in thousands, seasonally adjusted)	October 2016	October 2017 (P)	Change %	October Unemp. Rate (P)
Total Virginia Nonfarm Workers	3,939.4	3,973.1	0.9%	3.6%
Blacksburg	79.8	81.0	1.5%	3.6%
Charlottesville	116.3	118.5	1.9%	3.1%
Harrisonburg	68.6	70.3	2.5%	3.3%
Kingsport	122.9	122.8	-0.1%	3.5%
Lynchburg	105.1	104.6	-0.5%	4.0%
Richmond	672.3	681.3	1.3%	3.7%
Roanoke	163.8	165.7	1.2%	3.5%
Staunton-Waynesboro	50.9	51.3	0.8%	3.4%
Virginia Beach	777.9	768.8	-1.2%	4.0%
Washington DC metro	2,660.4	2,697.4	1.4%	3.8%
Winchester	62.7	64.1	2.2%	3.0%

Source: U.S. Bureau of Labor Statistics
(P) Preliminary

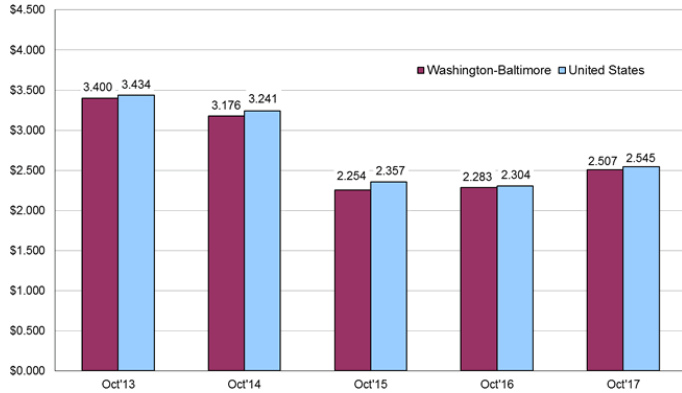
Virginia Econ/Government Headlines for November:

Click headline to access article

- 🌿 Virginia ranks No. 5 on Forbes.com business ranking
- 🌿 Virginia unemployment falls to 3.6 percent
- 🌿 Cities want Virginia to tax streaming video, audio
- 🌿 Virginia’s real estate industry generated \$67 billion in economic activity in 2016
- 🌿 Richmond seeks developers for major downtown redevelopment project
- 🌿 As megasite opposition rises, supervisors feel the heat
- 🌿 Post-public feedback, Albemarle weighs transient lodging rule changes
- 🌿 Drop in Darden MBA applications attributed to August rallies

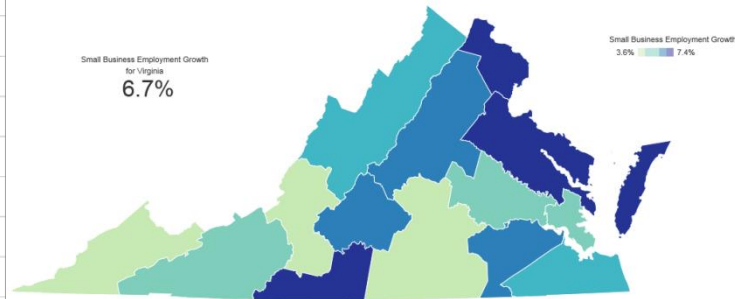
Regional Economic Snapshot

Average Gasoline Price Per Gallon

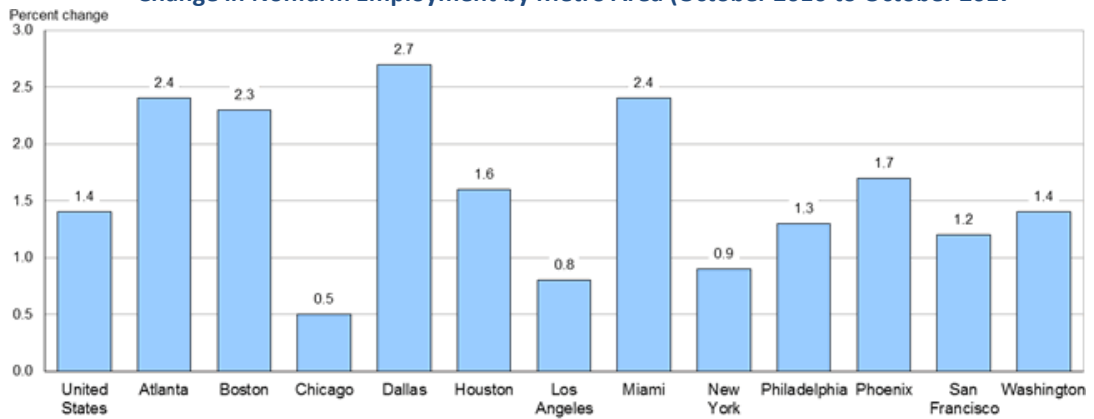


Source: U.S. Bureau of Labor Statistics.

Small Business Employment Growth in VA (1Q17)



Change in Nonfarm Employment by Metro Area (October 2016 to October 2017)



Source: U.S. Bureau of Labor Statistics.

Change in Employment by Selected Industry Sector (October 2016 to October 2017)



Source: U.S. Bureau of Labor Statistics.